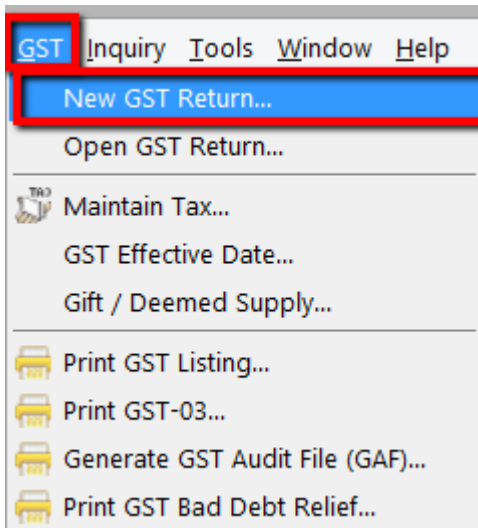


## GST-03 Draft

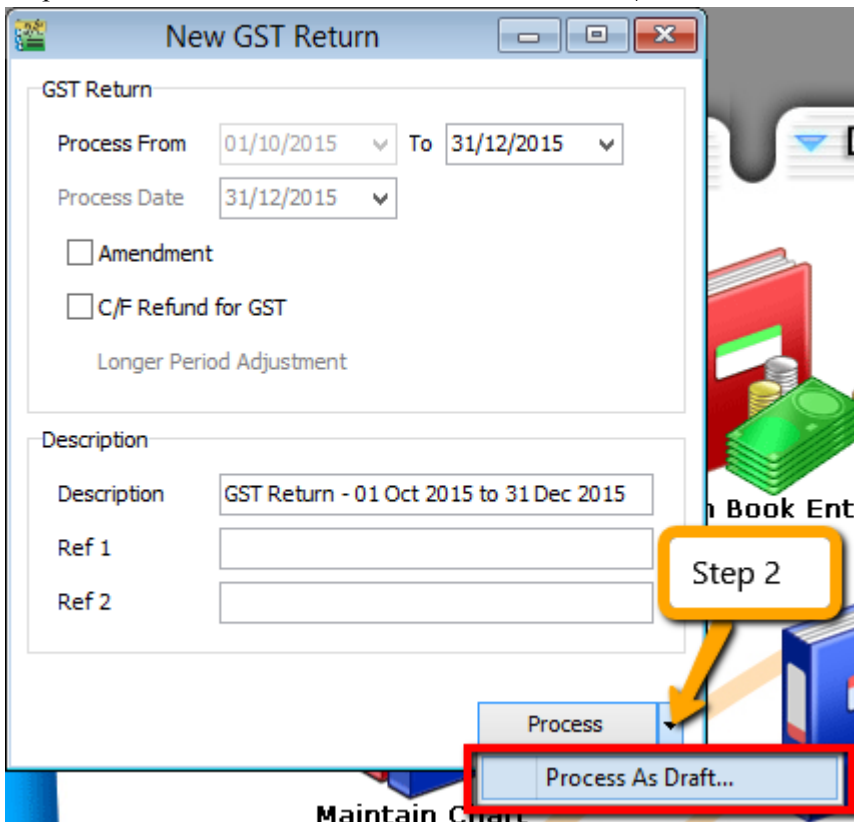
Video Guide link: [http://www.sql.com.my/video/sqlacc\\_tutorial/GST-48\\_GST03\\_Draft\\_720HD.mp4](http://www.sql.com.my/video/sqlacc_tutorial/GST-48_GST03_Draft_720HD.mp4)

GST-03 Draft feature is available from SQL Account version 721 onwards, you can process draft before you process actual GST-03 for submit.

Step 1 : GST | New GST Return.



Step 2 : Select the arrow down button beside Process | then click on “Process as Draft”.



Result as below :

Open GST Return

Status	Date From	Date To	Description	Σ Output Tax	Σ Input Tax	GST Amount Payable	Journal No.
	01/04/2015	30/06/2015	GST Return - 01 Apr 201...	6,365.73	95.40	6,270.33	JV-00014
	01/07/2015	30/09/2015	GST Return - 01 Jul 201...	33.30	288.00	Claimable: 254.70	JVGST-201509
<b>DRAFT</b>	01/10/2015	31/12/2015	DRAFT GST Return - 01 ...	3,100.80	3,534.11	Claimable: 433.31	


Count = 2      6,399.03      383.40      6,015.63

New GST Return

Status will highlighted as " DRAFT ".

Empty for Journal No because draft will not have any account posting.

GST Draft can print out GST-03 copy and can advance grill down like usual.

 **JABATAN KASTAM DIRAJA MALAYSIA**  
**ROYAL MALAYSIA CUSTOMS DEPARTMENT** **GST - 03**

**PENYATA CUKAI BARANG DAN PERKHIDMATAN**  
**GOODS AND SERVICES TAX RETURN**

**DRAFT COPY**

**Nota Penting (Important Notes)**

- 1) Sila isikan borang ini dengan menaip menggunakan **HURUF BESAR**.  
*Please type in using **BLOCK LETTERS**.*
- 2) Sila rujuk Buku Panduan Mengisi Borang Cukai Barang dan Perkhidmatan (CBP).  
*Please refer to Goods and Services Tax (GST) Forms Guide.*
- 3) Ruangan yang bertanda (\*) adalah wajib diisi.  
*Column with (\*) is a mandatory field.*
- 4) Sila tandakan (X) dalam petak yang berkenaan.  
*Please tick (X) accordingly.*

Page 1 of 1      25.12.2015 10:05:55      GST-03/03/03      2

**\*\*p/s: Cannot submit GST-03 Draft to GST-03 Tap Online.**